


# PAYROLL PAYABLES

LAMB COUNTY PAYROLL ENDING MAY 24, 2019 \$145,329.83


LAMB HEALTHCARE CENTER PAYROLL ENDING MAY 25, 2019 \$144,269.32

## COMMISSIONER'S COURT DATE JUNE 3RD, 2019


ALL ITEMS LISTED ABOVE ALLOWED AND ORDERED PAID  
THIS THE 3rd DAY OF June, 2019




COUNTY JUDGE




COMMISSIONER, PCT. 1



COMMISSIONER, PCT. 2



COMMISSIONER, PCT. 3



COMMISSIONER, PCT. 4

DEPT: ALL

PAYROLL NO#: 01

P R E L I M I N A R Y

CALC. CT.: 4

PAY PERIOD BEGINNING: 5/11/2019

PAY PERIOD ENDING: 5/24/2019

\*\*\* GRAND TOTALS \*\*\*

| -----EARNINGS----- |          |            | -----BENE/REIMB----- |        | -----DEDUCTIONS----- |       |          | -----TAXES----- |         |            |           |          |
|--------------------|----------|------------|----------------------|--------|----------------------|-------|----------|-----------------|---------|------------|-----------|----------|
| DESC               | HRS      | AMOUNT     | DESC                 | AMOUNT | CD                   | ABBV  | EMPLOYEE | EMPLOYER        | DESC    | TAXABLE    | EMPLOYEE  | EMPLOYER |
| E                  | 0.00     | 24,338.57  |                      |        | 100                  | RET   | 10093.46 | 18326.76        | FED W/H | 129,013.18 | 12,336.78 |          |
| SAL                | 0.00     | 4,214.98   |                      |        | 106                  | SECBN | 195.00   |                 | FICA    | 139,301.64 | 8,636.72  | 8636.72  |
| APP                | 0.00     | 12,034.72  |                      |        | 107                  | SECBN | 50.00    |                 | MEDI    | 139,301.64 | 2,019.89  | 2019.89  |
| REG                | 3,328.00 | 56,022.69  |                      |        | 200                  | HEALT | 1114.85  | 31746.33        |         |            |           |          |
| LE                 | 1,623.25 | 34,495.56  |                      |        | 203                  | CSCD  |          | 1232.75         |         |            |           |          |
| LE2                | 56.75    | 0.00       |                      |        | 204                  | HLTH  | 298.85   |                 |         |            |           |          |
| LE3                | 69.25    | 0.00       |                      |        | 300                  | NFC   | 673.20   |                 |         |            |           |          |
| PT                 | 223.75   | 2,879.68   |                      |        | 301                  | NFC A | 52.00    |                 |         |            |           |          |
| OT                 | 41.00    | 1,076.15   |                      |        | 305                  | AFATX | 55.49    |                 |         |            |           |          |
| CERT               | 0.00     | 26.93      |                      |        | 306                  | AFBTX | 775.83   |                 |         |            |           |          |
| PL                 | 338.26   | 5,719.17   |                      |        | 310                  | CANCR | 24.84    |                 |         |            |           |          |
| VAC                | 55.75    | 1,052.85   |                      |        | 400                  | NFL   | 277.04   |                 |         |            |           |          |
| HOL                | 4.50     | 80.12      |                      |        | 405                  | CN    | 7.20     |                 |         |            |           |          |
| SICK               | 21.50    | 473.35     |                      |        | 406                  | NYL   | 614.23   |                 |         |            |           |          |
|                    | 0.00     | 0.00       |                      |        | 407                  | LIFE  | 1.38     |                 |         |            |           |          |
| SPC                | 0.00     | 749.99     |                      |        | 408                  | LIFE  | 3.60     |                 |         |            |           |          |
| STS                | 0.00     | 969.23     |                      |        | 500                  | MDREI | 1158.50  |                 |         |            |           |          |
| LWOP               | 15.48    | 0.00       |                      |        | 601                  | VISIO | 94.32    |                 |         |            |           |          |
| TRAV               | 0.00     | 10.00      |                      |        | 602                  | VISIO | 88.56    |                 |         |            |           |          |
| CT                 | 68.51    | 1,185.84   |                      |        | 603                  | VISIO | 94.50    |                 |         |            |           |          |
| CE                 | 7.13     | 0.00       |                      |        | 606                  | DENTA | 640.00   |                 |         |            |           |          |
| CES                | 12.25    | 0.00       |                      |        | 607                  | DENTL | 642.40   |                 |         |            |           |          |
|                    |          |            |                      |        | 608                  | DENTL | 346.25   |                 |         |            |           |          |
|                    |          |            |                      |        | 609                  | DENTA | 63.01    |                 |         |            |           |          |
|                    |          |            |                      |        | 611                  | VISIO | 6.47     |                 |         |            |           |          |
|                    |          |            |                      |        | 612                  | VISIO | 3.01     |                 |         |            |           |          |
|                    |          |            |                      |        | 615                  | STDIS | 3.90     |                 |         |            |           |          |
|                    |          |            |                      |        | 616                  | LTDIS | 9.45     |                 |         |            |           |          |
|                    |          |            |                      |        | 701                  | CS    | 184.62   |                 |         |            |           |          |
|                    |          |            |                      |        | 710                  | CS    | 184.62   |                 |         |            |           |          |
|                    |          |            |                      |        | 711                  | CS    | 553.85   |                 |         |            |           |          |
|                    |          |            |                      |        | 750                  | BRPED | 334.62   |                 |         |            |           |          |
| TOTALS:            | 5,865.38 | 145,329.83 |                      | 0.00   |                      |       | 18645.05 | 51305.84        |         |            | 22,993.39 | 10656.61 |

-----DEPARTMENT RECAP-----

| DEPT NO# | GROSS    | REGULAR  | OVERTIME | LEAVE  | OTHER | BENEFITS | DEDUCTIONS | TAXES  | NET      |
|----------|----------|----------|----------|--------|-------|----------|------------|--------|----------|
| 010-5010 | 575.25   | 575.25   | 0.00     | 0.00   | 0.00  | 0.00     | 65.27      | 49.62  | 460.36   |
| 010-5020 | 3,718.59 | 3,401.33 | 0.00     | 317.26 | 0.00  | 0.00     | 444.41     | 587.29 | 2,686.89 |
| 010-5030 | 4,473.66 | 4,165.79 | 0.00     | 307.87 | 0.00  | 0.00     | 496.04     | 908.38 | 3,069.24 |

# LAMB HEALTHCARE CENTER

## PAYROLL INFORMATION

fax no. 385-6897

FOR PAYPERIOD ENDING

5/25/19

CHECK DATED

6/5/19

|                     |               |
|---------------------|---------------|
| GROSS               | \$ 152,650.04 |
| NET                 | \$ 106,694.81 |
| EMPLOYEES' FICA     | \$ 11,023.84  |
| EMPLOYER'S FICA     | \$ 11,023.84  |
| FEDERAL WITHHOLDING | \$ 15,526.83  |
| TOTAL TAXES         | \$ 37,574.51  |

## DEDUCTIONS:

|                                    |                     |
|------------------------------------|---------------------|
| A/R - HOSPITAL AND RHC             | \$ 474.32           |
| AFLAC                              | \$ 436.99           |
| CAFÉ-HEALTH, GAP, DENTAL, CAFE-V   | \$ 6,692.53         |
| CAFÉ - C, CAFÉ - D, CAFE-U, CAFÉ-L | \$ 1,855.83         |
| CONSECO,UTA,LIBERTY NAT'L,MASA     | \$ 2,167.74         |
| LIFE                               | \$ 2,035.99         |
| MEALS                              | \$ 1,433.00         |
| MISC                               | \$ 840.12           |
| MONY                               | \$ 17.68            |
| HELPING HANDS OF LFD               | \$ 20.00            |
| IRA'S AND RETIREMENT LOANS         | \$ 3,430.36         |
| <b>TOTAL DEDUCTIONS</b>            | <b>\$ 19,404.56</b> |

**TOTAL NET PR AND TAXES****\$ 144,269.32**

| LAMB HEALTHCARE CENTER           |                             |
|----------------------------------|-----------------------------|
| CODE NO. 10-190-_____            |                             |
| APPROVED BY:<br><i>Andy Klei</i> | AMOUNT \$ <u>144,269.32</u> |
| ADMINISTRATOR<br>_____ 2019      | COUNTY JUDGE<br>_____       |
| VENDOR ID _____                  | VENDOR INVOICE              |
| INVOICE ID _____                 | # <u>PPE 5-25-19</u>        |

Run Date: 05/29/19  
 Time: 16:15  
 FacilityCd

LAMB HEALTHCARE CENTER  
 Payroll Register ( Bi-Weekly )  
 Pay Period 05/12/19 - 05/25/19 Run# 1

Page 19  
 P2REG

Final Summary

| *-- Pay Code Summary |                      |         |      |          |           |         | *-- Deductions Summary |           |           |             |          |         |           |         |  |
|----------------------|----------------------|---------|------|----------|-----------|---------|------------------------|-----------|-----------|-------------|----------|---------|-----------|---------|--|
| PayCd                | Description          | Hrs     | OT   | SH       | WE        | HO      | CB                     | Gross     | Code      | Amount      |          |         |           |         |  |
| 1                    | REGULAR PAY          | 4108.50 | N    | N        | N         |         |                        | 59984.68  | A/R       | 145.00      | A/R-2    | 20.00   | A/R-3     | 5.00    |  |
| 1                    | REGULAR PAY          | 1115.00 | N    | N        | N         | N       |                        | 36063.64  | APLAC     | 436.99      | CAFE-C   | 682.38  | CAFE-D    | 569.15  |  |
| 1                    | REGULAR PAY          | 524.50  | N    | Y        | N         |         |                        | 9887.43   | CAFE-G    | 459.88      | CAFE-H   | 4813.97 | CAFE-L    | 529.30  |  |
| 1                    | REGULAR PAY          | 46.00   | Y    | N        | N         |         |                        | 1282.85   | CAFE-U    | 75.00       | CAFE-V   | 247.71  | CONSEC    | 1864.61 |  |
| 1                    | REGULAR PAY          | 13.00   | Y    | Y        | N         |         |                        | 586.04    | COSTCO    |             | DENTAL   | 1170.97 | EMPFND    | 35.00   |  |
| 2                    | SHIFT 2              | 463.25  | N    | N        | N         |         |                        | 8473.20   | FEDTAX    | 15526.83    | FICA-M   | 2089.47 | FICA-O    | 8934.37 |  |
| 2                    | SHIFT 2              | 194.25  | N    | Y        | N         |         |                        | 3980.93   | FITNES    |             | FORTDB   | 28.55   | FOUNDA    |         |  |
| 2                    | SHIFT 2              | 37.50   | Y    | N        | N         |         |                        | 1097.58   | FUTA      |             | GARN     | 192.15  | GIPTSH    | 278.64  |  |
| 2                    | SHIFT 2              | 11.75   | Y    | Y        | N         |         |                        | 415.51    | GS TAX    | 31.27       | HHANDS   | 20.00   | IRA       | 918.25  |  |
| 3                    | SHIFT 3              | 260.50  | N    | N        | N         |         |                        | 4654.39   | LEGAL     | 117.05      | LIBERT   | 99.26   | LIFE      | 175.97  |  |
| 3                    | SHIFT 3              | 173.75  | N    | Y        | N         |         |                        | 3903.74   | LOAN      | 964.99      | MASA     | 161.50  | MEALS     | 1433.00 |  |
| 3                    | SHIFT 3              | 51.00   | Y    | N        | N         |         |                        | 1390.90   | MEDREI    |             | MISC-1   |         | MISC-2    |         |  |
| B                    | CALL BACK            | 65.75   | N    | 1        | N         | N       | Y                      | 2156.76   | MISC-3    |             | MISC-4   |         | MONY      | 17.68   |  |
| B                    | CALL BACK            | 3.50    | N    | 2        | N         | N       | Y                      | 93.61     | N FARM    | 1021.44     | NATL W   | 18.96   | NEWYOR    | 373.29  |  |
| C                    | ON CALL              | 1994.00 | N    | 1        | N         | N       |                        | 1994.00   | Other     |             | PARTY    |         | PHONE     |         |  |
| I                    | HEALTH INS ALLOWANCE |         | N    | N        | N         | N       |                        | 750.00    | RELAY     |             | RESERV   |         | RHC AR    | 304.32  |  |
| J                    | JURY DUTY            | 16.00   | N    | 1        | N         | N       |                        | 812.00    | S FARM    | 367.29      | STUDEN   |         | TEAMBU    | 42.00   |  |
| O                    | COUNTY JAIL VISITS   |         | N    | N        | N         | N       |                        | 1000.00   | TEXAS     | 50.49       | TSA-A    | 1547.12 | TSHIRT    |         |  |
| S                    | EXTENDED TIME OFF    | 129.09  | N    | 1        | N         | N       |                        | 2934.54   | U.T.A.    | 42.37       | UNIFOR   | 144.01  | UNITED    |         |  |
| V                    | PAID TIME OFF        | 16.00   | N    | N        | N         | N       |                        | 141.60    | VISION    |             |          |         |           |         |  |
| V                    | PAID TIME OFF        | 550.08  | N    | 1        | N         | N       |                        | 10846.64  |           |             |          |         |           |         |  |
| Y                    | CALL                 | 2.00    | N    | 1        | N         | N       |                        | 200.00    |           |             |          |         |           |         |  |
| Grand Totals:        |                      | 9775.42 |      |          |           |         |                        | { Gross:  | 152650.04 | Deductions: | 45955.23 | Net:    | 106694.81 |         |  |
| Checks Count:-       |                      | FT 90   | PT 4 | Other 10 | Female 93 | Male 11 | Credit                 | OverAmt 9 | ZeroNet   | Term        | Total:   | 104     |           |         |  |